



AW Company

JVM Series Positive Displacement Flow Meter



Engineering Specifications:

- Flow ranges 0.001 to 20 GPM
- Accuracy $\pm 0.5\%$ of reading
- Pressure rating up to 5000 PSI
- Economical cost
- 8 Flow ranges available
- Stainless Steel construction
- Pulse, mA and Voltage Sensors available
- Bi-directional flow capabilities

What is a JVM Meter?

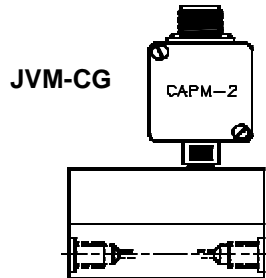
The JVM Series flow meters are economical and reliable positive displacement flow meters suitable for a wide variety of paints and industrial fluids. The principal of operation is that of a gear pump, but in reverse; instead of the gears driving the medium, the medium drives the gears. A non-intrusive sensor detects the movement of the gears and produces a square wave pulse for each gear tooth. The resulting pulse train is proportional to the actual flow rate and provides a highly accurate representation of the fluid flow. The body and gears are manufactured from stainless steel with tungsten carbide shafts and tungsten carbide bearings. The JVM meters are recommended for non-lubricating fluids such as paints, adhesives, sealants and resins. Sensors available include frequency output, analog output, fiber optic and intrinsically safe models.



AW Company

JVM Series

Positive Displacement Flow Meter



Meter Technical Data

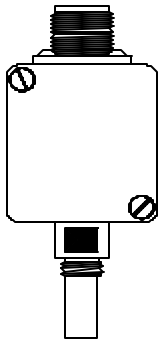
Materials of Construction:	Accuracy:	± 0.5% over 10:1 Turndown with 30 cP Fluid
Body: JVM - 303 SS	Repeatability:	± 0.1%
Gear: Stainless Steel	Temperature:	180° C / 350° F
O-Ring: Teflon / Viton optional	Ports:	NPT, BSP available - Specify upon ordering
Bearings: Tungsten Carbide		
Shafts: Tungsten Carbide		

Meter Type	Range Gal/Min	Impulse/ Gallon	Impulse/ cc	Dia (in)	Ports	Filtration (micron)	Wt (lbs)	Pressure Rating
JVM-01CG	0.001 to 0.25	155,000	41	3.0	1/4"	120	3.0	5,000
JVM-10CG	0.003 to 0.5	100,300	26.5	3.0	1/4"	120	2.9	5,000
JVM-15CG	0.01 to 1.0	31,000	8.2	3.3	1/4"	120	4.5	5,000
JVM-20CG	0.02 to 2.0	15,900	4.2	3.3	1/4"	120	4.9	5,000
JVM-30CG	0.1 to 7.0	6,600	1.7	3.3	1/2"	120	6.3	5,000
JVM-60CG	0.1 to 20	1,800	0.47	4.9	3/4"	175	20.0	3,000

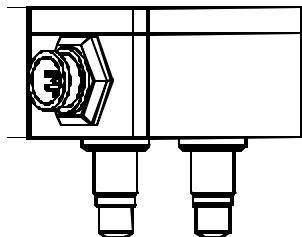
Model	Sensor Types	Sensor Features
HEF-XX	Single Sensor - standard	Frequency output
DH-XX	Dual Sensor with x2 resolution	Single or quadrature frequency output
MAG-XX	Explosion Proof Single Sensor	Frequency output, with conduit connection
FIP-XXX	Meter Mounted Analog Output Sensor	3 wire analog output, current or voltage
CAPM-XX	Single Sensor	Frequency output
CAPM-15	High Temp Sensor to 400°F for Stainless Steel	Separated pickup & amplifier module
FOP-20	Fiber Optic Sensor	Fully isolated optical signal

Products may be subject to change without notice - Contact factory for current information

CAPM-2/CAPM-2o



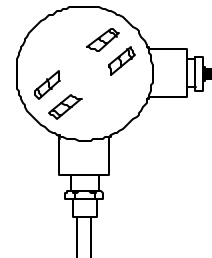
DH-Sensor



Mag-P



FOP-20 Fiber Optic



8809 Industrial Drive, Franksville, WI 53126 Phone: (262) 884-9800 Fax: (262) 884-9810

Email: aw@awcompany.com www.awcompany.com